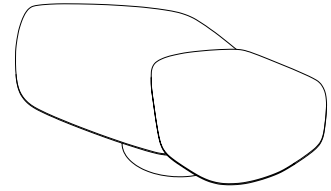


IMPORTANT INFO

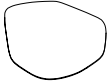
Carefully remove all wrapping materials and ensure all parts are accounted for before assembly. Assemble on a clean and flat surface to avoid scratches, we recommend using a carpet underneath the object. Two people are required for a safe assembly. Do not discard the packaging until the item is fully assembled.



FULLY ASSEMBLED

TOOL LIST

1: 1 PC TOP



2: 1 PC TOP



3: 1 PCS BASE



4: 8 PCS M8X12MM



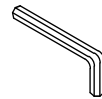
5: 8 PCS SPACER



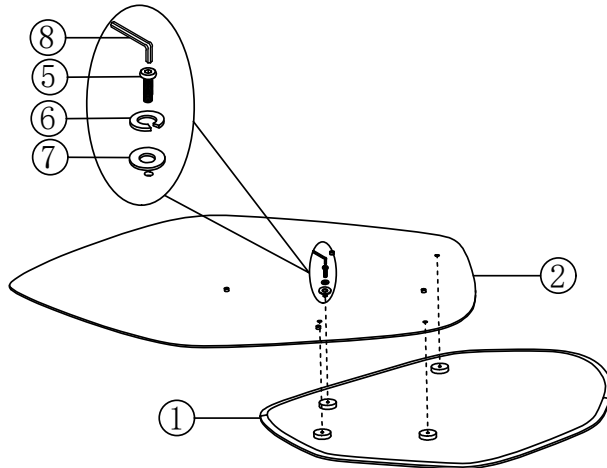
6: 8 PCS WASHER



7: 1 PC ALLEN KEY



STEP 1



STEP 2

