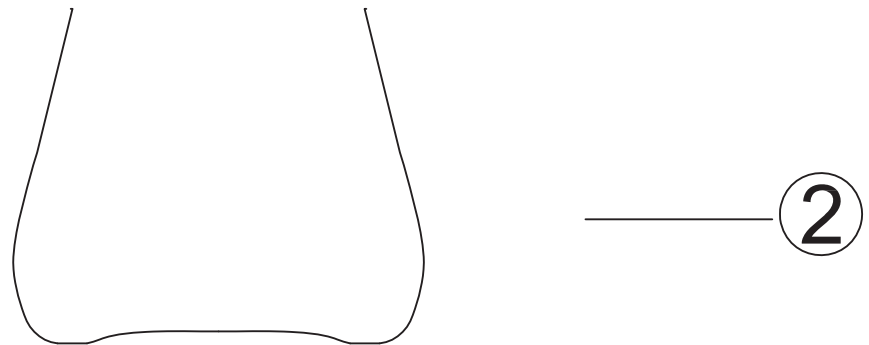
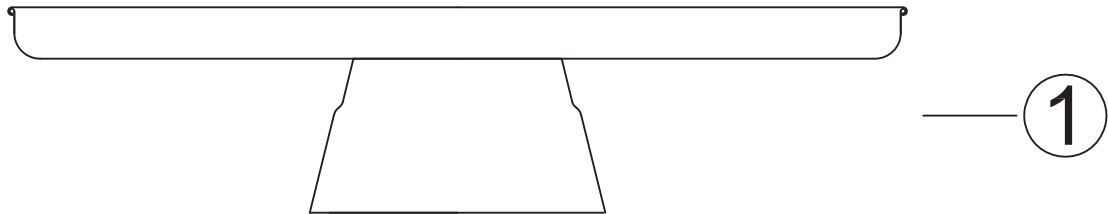
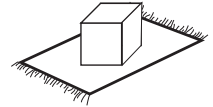


GENERAL NOTE: CAREFULLY REMOVE ALL WRAPPING MATERIALS AND ENSURE ALL PARTS ARE ACCOUNTED FOR. ASSEMBLE ON A CLEAN FLAT SURFACE TO AVOID SCRATCHES. DO NOT DISCARD THE PACKAGING UNTIL ITEM IS FULLY ASSEMBLED.



installation steps:

Rotate 1 clockwise and tighten it to 2 to ensure a firm connection

Maintenance method:

1. Keep the table dry. In case of water or dirt, please clean up as soon as possible.
2. Avoid hard object collision.
3. Avoid carrying more than 20KG on your desk.
4. Avoid frequent movement after the position is fixed.
If you do not use it for a long time, please cover it with dust cover.